

 **PLASSON**®

SERIES  **ONE**



THE PUSH-FIT
BUILT TO LAST

Fast install — Compact design — Tamper proof





ONE STRONG PARTNERSHIP. ONE GREAT FITTING.

Reece is committed to improving the lives of customers and people by striving for greatness every day.

PLASSON Australia's commitment to outstanding product, service and support has made us industry leaders here for over 44 years.

PLASSON fittings may appear simple on the outside, but what is on the inside results from decades of innovation. We continually review and refine our products. Delivering on detail drives us.

Take our revolutionary captive O-ring: it means Series One and PLASSON Metric Compression fittings seal water-tight the moment they go on the pipe. This simple innovation is seriously smart, delivering easier installation and more reliable connections, which has flow on benefits for everyone.

PLASSON is proud to join the Reece team to help improve lives, innovate big and small, keep it simple, try, own it, do the right thing, be humble, grow as a team, discover our best and write the next chapter.



SERIES ONE.

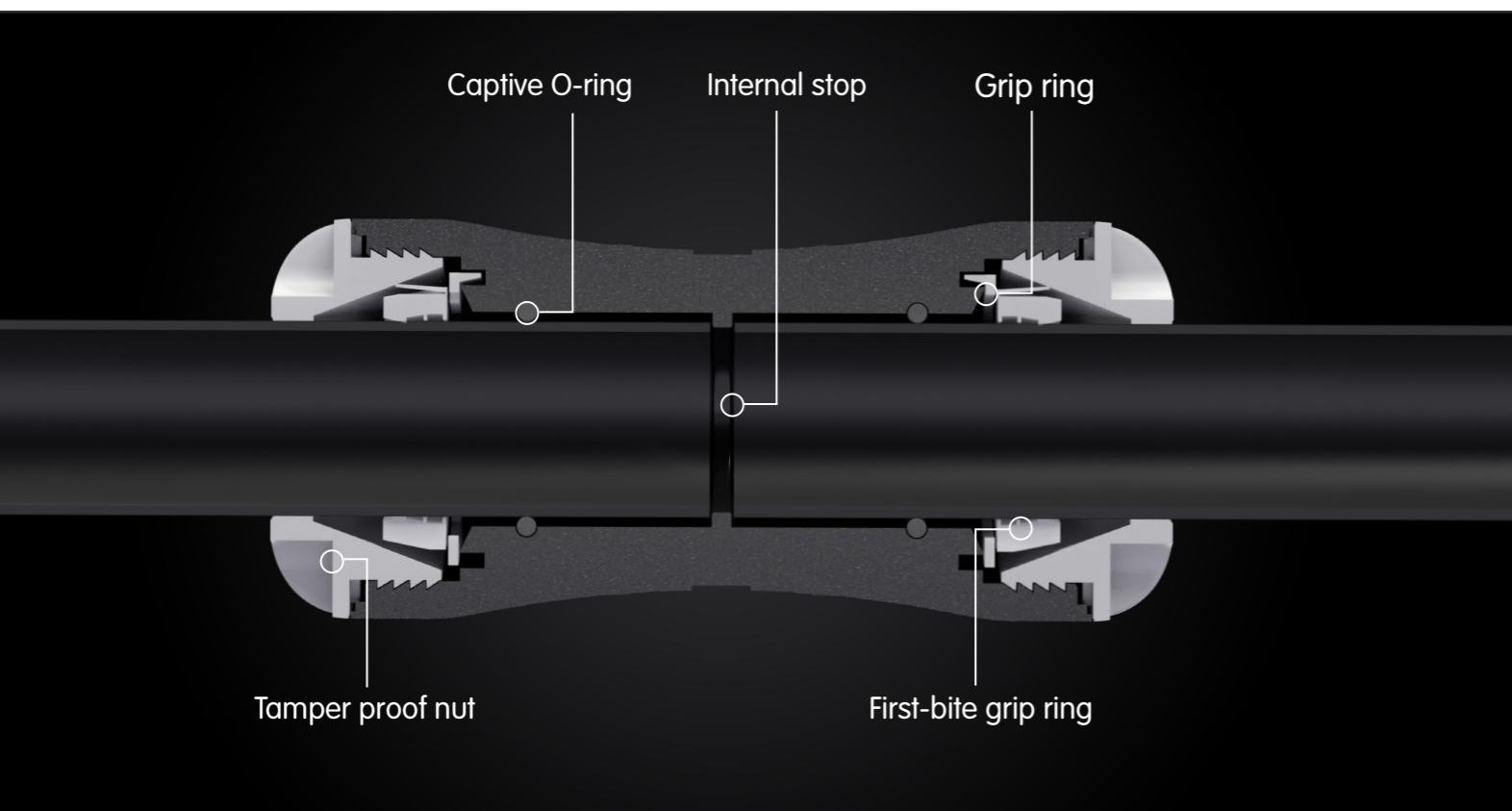
How Series One Gets The Job Done

Curious how PLASSON Series One fittings make a secure water-tight seal with a simple push onto the pipe? PLASSON has engineered an innovative two-stage grip ring system. Strong angled teeth and a tapered design ensures a strong, secure grip and the more pressure the join is placed under, the tighter the Series One fitting will grip the pipe.

PLASSON fittings also feature an innovative O-ring that is held firmly in place in a special groove in the fitting. The O-ring can't fall out and it is always in the ideal spot to form a tight, waterproof seal.

Top 5 reasons to get the job done with Series One:

1. Installation takes three simple steps - no special tools required - so it is easier and faster to get the job done with Series One.
2. Series One fittings create secure, tamper-proof pipe connections without having to solder or use glue.
3. Pipes don't need to be perfectly dry for Series One installations. PVC must be dry before gluing and copper pipes dry before soldering.
4. Series One fittings can connect various materials for different uses. There is a purpose-built fitting for most pipe types in the range.
5. Although tamper-proof, Series One fittings can be removed using a special wrench so pipelines can be easily adjusted if required.



Technical Specifications

Materials

Compression Fittings

Body: Polypropylene, high grade copolymer

Nut: High Grade Polypropylene

Split Ring and Grip Ring: Acetal (POM)

Seal: Nitrile rubber (NBR)

Reinforcing Ring: Stainless steel on all female offtakes from 1.1/4" up to 2"

Operating Temperatures

PLASSON Series One fittings are not to be used with hot water, although they will withstand the same temperature as the polyethylene pipe itself. Series One fittings will withstand sub zero temperatures.

Chemical Resistance

PLASSON fittings are supplied, as standard, with polyacetal split and grip rings and NBR seals which are suitable for water. EPDM seals are available for chemical applications.

Operating Pressures and Quality Certificates

PLASSON Series One fittings are tested and approved for compliance with AS/NZS 4129:2020 and are pressure rated PN16. Series One fittings carry both WaterMark and ISO Type 5 certifications.

Threads

Threads marked "R", "Rp" and "Rc" are according to ISO 7-1.

Note

PLASSON Series One fittings are not recommended for compressed air applications or positive displacement pumps where the line pressure drops to zero between cycles. For compressed air or positive displacement pumped applications, please use our Line 7 range of fittings.


Before installation, ensure that the end of the pipe to be inserted into the fitting is free of scratches and other imperfections and that both the pipe and the fitting itself are free of sand, mud, stones, etc. If fittings are reused, ensure that split ring and grip ring teeth are sharp and bite into the pipe, to avoid pullouts. If uncertain, replace the split ring and grip ring.


Tips


We strongly recommend the use of PTFE tape in threaded connections.


For diameters 40mm and above, chamfering and lubrication of the pipe end will ease insertion (use silicone based lubricant).


PLASSON Series 1

1410
Page 8 | Coupler 


1505
Page 8 | Copper Pipe Connector 


17610/1761Q
Page 9 | Slip Repair Coupler 


1410/1412
Page 9 | Reducing Coupler 


1410
Page 10 | End Plug 


1410/1412
Page 10 | Male Adaptor 

1410
Page 11 | Female Adaptor 

1412
Page 11 | Universal Adaptor 

1410
Page 12 | 90° Tee 

1410/1412
Page 12 | 90° Reducing Tee 


1410/1412
Page 13 | 90° Tee with Threaded Female Offtake 


1410
Page 13 | 90° Elbow 


1412
Page 14 | 45° Elbow 


1410
Page 14-15 | Wall Plate Elbow with Threaded Female Offtake 

1412
Page 15 | 90° Reducing Elbow 


1410/1412
Page 16 | 90° Elbow with Threaded Male Offtake 

1412
Page 16 | 45° Elbow with Threaded Male Offtake 


1410/1412
Page 17 | 90° Elbow with Threaded Female Offtake 


1410/1412
Page 17 | Compression Stoptap 


1410
Page 18 | PLASSON Series One Wrench 


18960
Page 18 | Chamfer Tool for PE Pipes 


1412
Page 19 | Nut 


1412
Page 19 | NBR O-Ring 


10002D
Page 20 | EPDM O-Ring 


1412
Page 20 | NBR Shaped Seal 

10002D9
Page 21 | EPDM Shaped Seal 

14121
Page 21 | Split Ring 

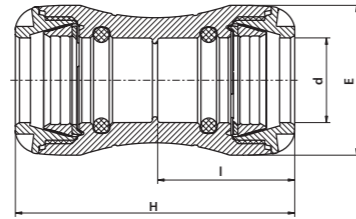
14121
Page 22 | Grip Ring 

Installation Instructions
Page 25 | Installation Instructions 

Disassembly
Page 26 | Disassembly 

Coupler

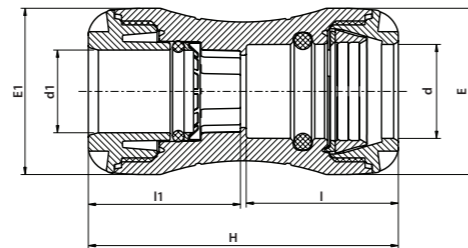
1410



Product Code	Size d	E	H	I	Units per Bag	W
		mm				grams
1410320	20	41	92	45	1	64
1410321	25	47	98	48	1	80
1410322	32	58	108	53	1	126
1410323	40	70	142	70	1	256
1410324	50	85	158	78	1	369
1410325	63	103	183	90	1	620

Copper Pipe Adaptor

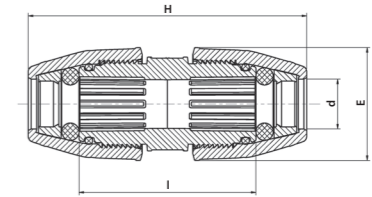
1505



Product Code	Size d x d1	E	H	I	I1	E1	Units per Bag	W
		mm						grams
1505341	20 X DN 20 (3/4" -19.0)	47	100	52	44	41	10	?
1505342	25 X DN 15 (1/2" -12.7)	47	100	48	46	41	10	?
1505343	25 X DN 20 (3/4" - 19.0)	47	98	48	48	47	10	?
1505344	25 X DN 25 (1" -25.3)	47	109	48	57	58	10	?
1505345	32 X DN 20 (3/4" -19.0)	47	109	54	47	58	5	?
1505346	32 X DN 25 (1" - 25.3)	58	109	54	53	58	5	?

Slip Repair Coupler

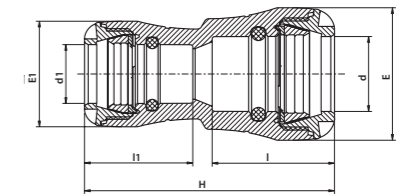
17610/1761Q



Product Code	Size d	E	H	I	Units per Bag	W
		mm				grams
176100025	25	60	150	94	5	182
176100032	32	68	160	96	5	238

Reducing Coupler

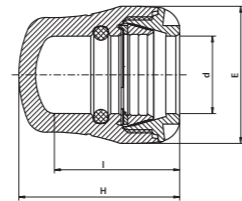
1410/1412



Product Code	Size d x d1	E	H	I	I1	E1	Units per Bag	W
		mm						grams
1410349	25 x 20	47	100	48	45	41	1	75
1410350	32 x 20	58	106	54	45	41	1	95
1410351	32 x 25	58	110	54	48	47	1	109
1412175	40 x 25	70	137	71	51	58	1	182
1412169	40 x 32	70	139	71	55	58	1	196
1412170	50 x 25	85	151	79	46	47	1	262
1412171	50 x 32	85	151	79	55	58	1	285
1412172	50 x 40	85	165	77	53	58	1	326
1410499	63 x 32	103	170	91	55	58	1	446
1412173	63 x 40	103	184	91	72	70	1	485
1412174	63 x 50	103	187	91	81	85	1	542

End Plug

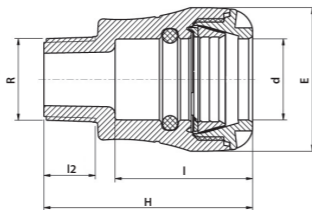
1410



Product Code	Size d	E	H	I	Units per Bag	W
1410352	20	41	56	45	1	39
1410353	25	47	60	48	1	50
1410354	32	58	68	53	1	82
1410355	40	70	90	71	1	146
1410356	50	85	102	79	1	229
1410357	63	103	117	91	1	379

Male Adaptor

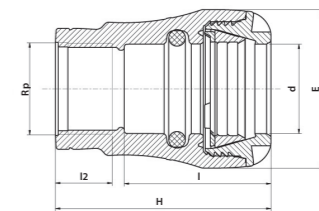
1410/1412



Product Code	Size d x R	E	H	I	I2	Units per Bag	W
1410326	20 x 1/2"	41	70	45	16	1	41
1410327	20 x 3/4"	41	71	45	17	1	41
1410328	25 x 1/2"	47	75	48	16	1	52
1410329	25 x 3/4"	47	76	48	17	1	52
1410330	25 x 1"	47	78	48	19	1	55
1410331	32 x 3/4"	58	82	55	17	1	83
1410332	32 x 1"	58	84	55	19	1	86
1410333	32 x 1 1/4"	58	86	55	21	1	90
1410495	32 x 1 1/2"	58	86	55	21	1	94
1412153	32 x 2"	58	97	55	25	1	138
1410334	40 x 1"	70	104	73	19	1	145
1410335	40 x 1 1/4"	70	106	73	21	1	149
1410336	40 x 1 1/2"	70	106	73	21	1	152
1412154	40 x 2"	70	110	73	25	1	161
1412155	50 x 1"	85	125	78	19	1	238
1412156	50 x 1 1/4"	85	122	78	21	1	234
1410337	50 x 1 1/2"	85	114	81	21	1	226
1410338	50 x 2"	85	118	81	25	1	232
1410339	63 x 1 1/2"	103	125	92	19	1	377
1410340	63 x 2"	103	129	92	25	1	367

Female Adaptor

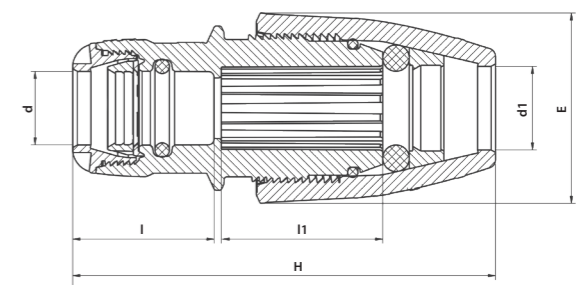
1410



Product Code	Size d x Rp	E	H	I	I2	Units per Bag	W
1410368	20 x 1/2"	41	67	45	17	1	43
1410369	20 x 3/4"	41	71	45	18	1	45
1410370	25 x 1/2"	47	70	48	17	1	52
1410371	25 x 3/4"	47	71	48	18	1	52
1410372	25 x 1"	47	80	48	21	1	60
1410373	32 x 3/4"	58	77	54	18	1	78
1410374	32 x 1"	58	79	54	21	1	81
1410375	32 x 1 1/4"	58	90	54	24	1	112
1412157	32 x 1 1/2"	58	95	54	24	1	123
1410449	40 x 1"	70	97	70	21	1	153
1410450	40 x 1 1/4"	70	100	70	24	1	171
1410451	40 x 1 1/2"	70	103	70	24	1	171
1410452	50 x 1 1/4"	85	110	78	24	1	241
1410453	50 x 1 1/2"	85	110	78	24	1	247
1410454	50 x 2"	85	118	78	29	1	252
1410455	63 x 1 1/2"	103	125	90	24	1	378
1410456	63 x 2"	103	129	90	29	1	379

Universal Adaptor

1412

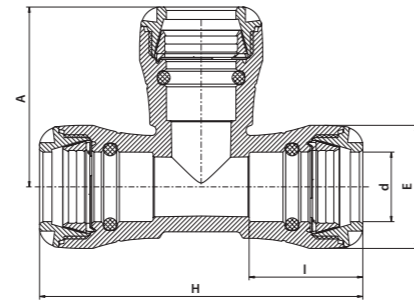


Product Code	Size d x d1	E	H	I	I1	Units per Bag	W
1412144	25 x 14-18	54	117-137	48	47	5	130
1412145	25 x 19-22	57	119-130	48	47	5	141
1412146	25 x 24-28	66	130-142	48	55	5	180
10017U025035*	25 x 31-35	76	150-158	48	62	5	243

*Reece code unavailable

90° Tee

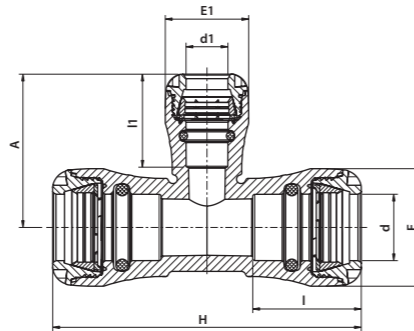
1410



Product Code	Size d	E	H	I	A	Units per Bag	W
		mm					grams
1410341	20	41	123	45	71	1	103
1410342	25	47	134	48	78	1	137
1410343	32	58	152	54	84	1	221
1410387	40	70	192	70	108	1	429
1410388	50	85	214	78	124	1	667
1410389	63	103	262	90	147	1	1157

90° Reducing Tee

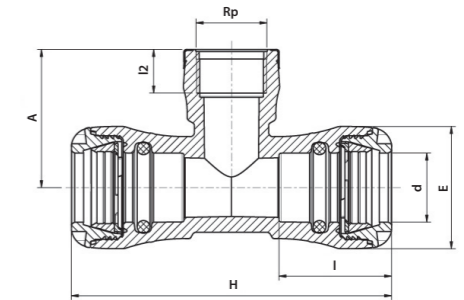
1410/1412



Product Code	Size d x d1 x d	E	H	I	I1	A	E1	Units per Bag	W
		mm							grams
1410487	25 x 20 x 25	47	134	48	46	73	41	1	127
1410488	32 x 20 x 32	58	152	54	46	75	41	1	185
1410489	32 x 25 x 32	58	152	54	49	81	47	1	195
1412185	40 x 25 x 40	70	192	70	49	86	47	1	325
1412186	40 x 32 x 40	70	192	70	54	93	58	1	358
1412187	50 x 25 x 50	85	214	78	49	90	47	1	500
1412188	50 x 32 x 50	85	214	78	54	98	58	1	530
1412189	63 x 25 x 63	103	262	90	49	96	47	1	848
1412190	63 x 32 x 63	103	262	90	54	100	58	1	871

90° Tee with Threaded Female Offtake

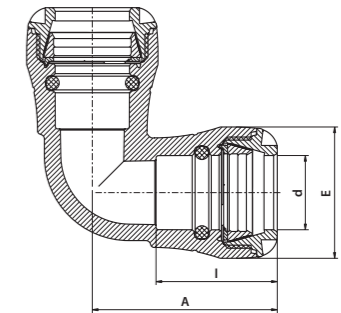
1410/1412



Product Code	Size d x Rp x d	E	H	I	I2	A	Units per Bag	W
		mm						grams
1410457	20 x 1/2" x 20	41	123	45	17	43	1	84
1410458	20 x 3/4" x 20	41	123	45	18	46	1	88
1412176	20 x 1" x 20	41	123	45	21	52	1	99
1410459	25 x 1/2" x 25	47	134	48	17	46	1	105
1410460	25 x 3/4" x 25	47	134	48	18	46	1	107
1410461	25 x 1" x 25	47	134	48	21	54	1	114
1410462	32 x 3/4" x 32	58	152	54	18	52	1	172
1410463	32 x 1" x 32	58	152	54	21	55	1	183
1410464	32 x 1 1/4" x 32	58	152	54	24	63	1	215
1412177	40 x 1" x 40	70	192	70	21	65	1	304
1412178	40 x 1 1/4" x 40	70	192	70	24	73	1	333

90° Elbow

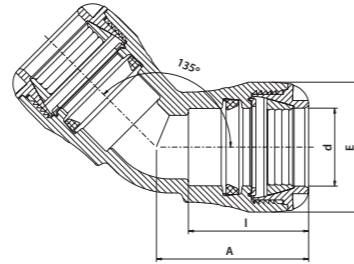
1410



Product Code	Size d	E	I	A	Units per Bag	W
		mm				grams
1410344	20	41	45	67	1	75
1410345	25	47	48	73	1	96
1410346	32	58	54	81	1	157
1410347	40	70	70	106	1	291
1410348	50	85	78	119	1	462
1410390	63	103	90	141	1	799

45° Elbow

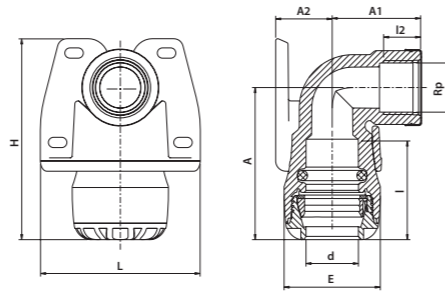
1412



Product Code	Size d	E	I	A	Units per Bag	W
		mm				grams
1412165	32	58	54	67	1	142
1412166	40	70	71	88	1	263
1412167	50	85	79	100	1	428
1412168	63	103	90	118	1	719

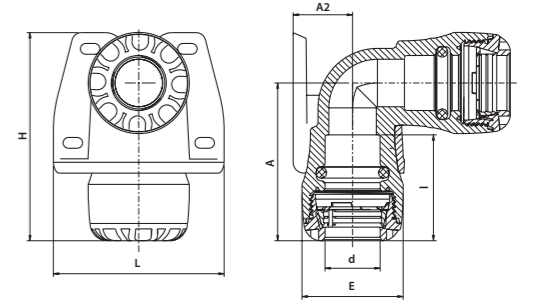
Wall Plate Elbow with Threaded Female Offtake

1410



Product Code	Size d x Rp	E	H	I	I2	A	A1	A2	L	Units per Bag	W
		mm									grams
1410427	20 x 1/2"	41	95	45	17	67	39	28	73	1	92
1410428	20 x 3/4"	41	95	45	18	67	43	28	73	1	96
1410429	25 x 1/2"	47	98	48	17	74	40	28	78	1	110
1410430	25 x 3/4"	47	98	48	18	74	43	28	78	1	116

Wall Plate Elbow

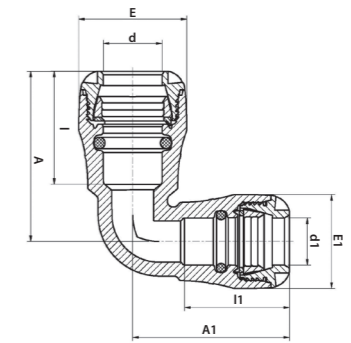


Product Code	Size d x d	E	H	I	A	A2	L	Units per Bag	W
		mm							grams
107500025*	25 x 25	47	98	48	74	28	78	5	138

* Reece code unavailable

90° Reducing Elbow

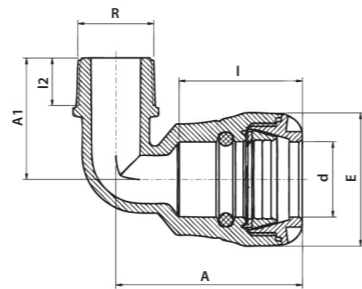
1412



Product Code	Size d x d1	E	I	I1	A	A1	E1	Units per Bag	W
		mm							grams
1412193	25 x 20	47	48	46	74	68	41	1	90

90° Elbow with Threaded Male Offtake

1410/1412

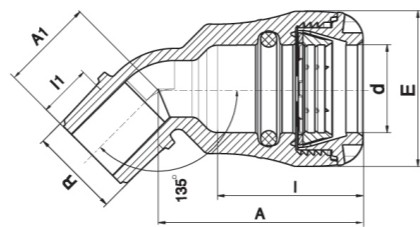


Product Code	Size d x R	E	I	I2	A	A1	Units per Bag	W
		mm						grams
1410358	20 x 1/2"	41	45	16	66	41	1	47
1410359	20 x 3/4"	41	45	17	66	42	1	52
1410360	25 x 1/2"	47	48	16	74	44	1	57
1410361	25 x 3/4"	47	48	17	74	45	1	64
1410362	25 x 1"	47	48	19	74	47	1	65
1410363	32 x 3/4"	58	53	17	81	51	1	90
1410364	32 x 1"	58	53	19	81	53	1	92
1410365	32 x 1 1/4"	58	53	21	81	54	1	114
1412198	32 x 1 1/2"	58	53	22	81	62	1	130
1412199	32 x 2"	58	53	25	89	66	1	147
1410437	40 x 1"	70	71	19	107	57	1	173
1410438	40 x 1 1/4"	70	71	21	107	58	1	189
1410439	40 x 1 1/2"	70	71	21	107	60	1	194
108500050013*	50 x 1 1/4"	85	79	22	122	68	1	277
1412195	50 x 1 1/2"	85	79	21	122	68	1	290
108500063013*	63 x 1 1/4"	103	90	22	143	76	1	447
1412196	63 x 1 1/2"	103	90	21	143	78	1	458
1412197	63 x 2"	103	90	25	143	81	1	492

*Reece code unavailable

45° Elbow with Threaded Male Offtake

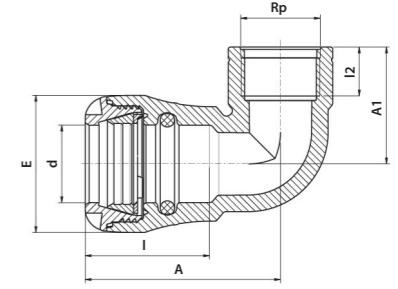
1412



Product Code	Size d x R	E	I	I1	A	A1	Units per Bag	W
		mm						grams
1412191	32 x 1"	58	54	19	76	35	1	89
1412192	40 x 1 1/4"	70	70	21	96	40	1	163

90° Elbow with Threaded Female Offtake

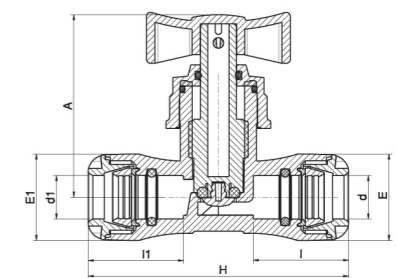
1410/1412



Product Code	Size d x Rp	E	I	I2	A	A1	Units per Bag	W
		mm						grams
1410431	20 x 1/2"	41	45	17	67	39	1	51
1410432	20 x 3/4"	41	45	18	67	43	1	55
1410484	20 x 1"	41	45	21	67	49	1	64
1410486	25 x 1/2"	47	48	17	74	40	1	63
1410433	25 x 3/4"	47	48	18	74	43	1	70
1410485	25 x 1"	47	48	21	74	50	1	82
1410434	32 x 3/4"	58	54	18	83	45	1	95
1410435	32 x 1"	58	54	21	83	49	1	111
1410436	32 x 1 1/4"	58	54	24	83	60	1	145
1412179	40 x 1"	70	72	21	107	51	1	179
1412180	40 x 1 1/4"	70	72	24	107	61	1	226
1412181	40 x 1 1/2"	70	72	24	107	65	1	244
1412182	50 x 1 1/2"	85	79	24	119	63	1	330
1412183	50 x 2"	85	79	29	119	75	1	349
1412184	63 x 2"	103	79	29	141	70	1	534

Compression Stoptap

1410/1412



Product Code	Size d x d1	E	H	I	I1	A	E1	Units per Bag	W
		mm							grams
1410465	20 x 20	41	123	45	—	89	—	1	145
1410466	25 x 25	47	134	48	—	89	—	1	167
1412203	25 x 20	47	129	48	45	89	42	1	161
1410467	32 x 32	58	152	54	—	89	—	1	225

PLASSON Series One Wrench

1410



Product Code	Size	Units per Bag	W
			grams
1410366	20 - 32	—	72
1410367	40 - 63	—	285

For item starting with 1761

Chamfer Tool for PE Pipes

18960

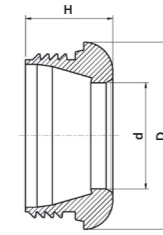


Product Code	Size	Units per Bag	W
			grams
189600063020P*	20 - 63	1	86

* Reece code unavailable

Nut

1412



Product Code	Size d	D	H	Units per Bag	W
		mm			grams
1412132	20	40	22	50	7
1412133	25	45	22	50	8
1412134	32	57	24	50	15
1412135	40	68	33	50	29
1412136	50	83	37	—	44
1412137	63	100	43	—	60

NBR O-Ring

1412



Product Code	Pipe Size	E	e	Units per Bag	W
		mm			grams
1412120	20	19	4	50	1
1412121	25	24	5	50	2
1412122	32	31	6	50	4

EPDM O-Ring

10002D



Product Code	Pipe Size	E	e	Units per Bag	W
		mm			grams
10002D020*	20	19	14	50	1
10002D025*	25	24	5	50	2
10002D032*	32	31	6	50	4

* Reece code unavailable

EPDM Shaped Seal

10002D9



Product Code	Pipe Size	E	e	Units per Bag	W
		mm			grams
10002D940*	40	38	10	50	7
10002D950*	50	48.6	10	50	9
10002D963*	63	60.6	11	50	13

* Reece code unavailable

NBR Shaped Seal

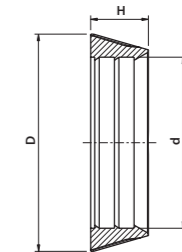
1412



Product Code	Pipe Size	E	e	Units per Bag	W
		mm			grams
1412123	40	38	10	50	8
1412124	50	49	10	50	11
1412125	63	61	11	50	15

Split Ring

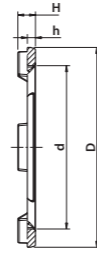
1412



Product Code	Size d	D	H	Units per Bag	W
		mm			grams
1412126	20	27	9	50	2
1412127	25	33	9	50	3
1412128	32	42	11	50	4
1412129	40	52	14	50	14
1412130	50	64	17	50	14
1412131	63	81	21	50	27

Grip Ring

1412

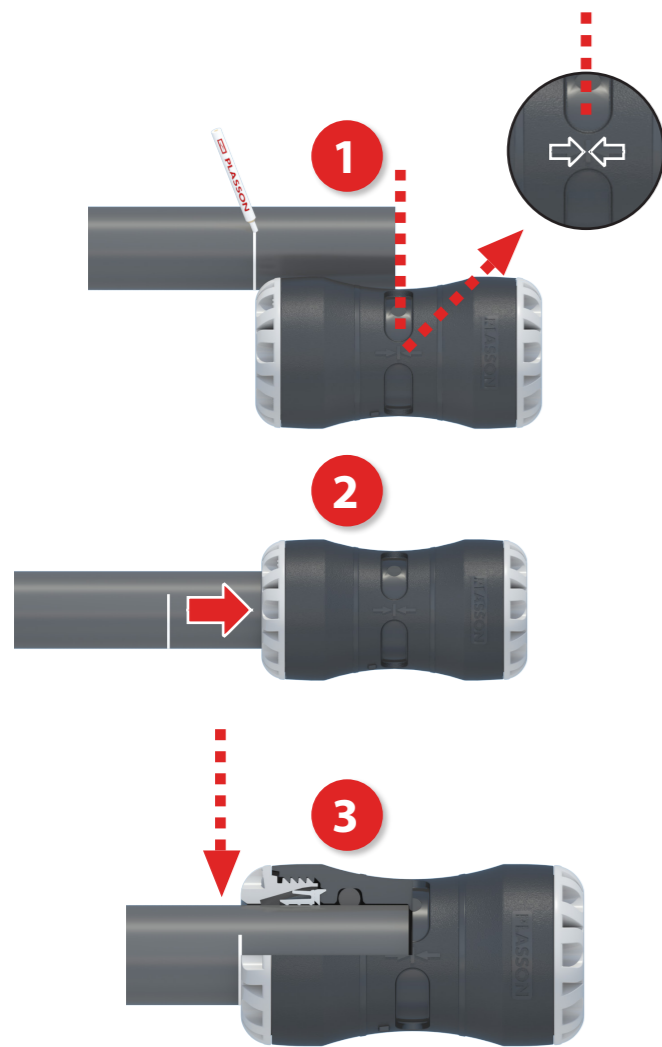


Product Code	Size d	D	H	h	Units per Bag	W
		mm				grams
1412138	20	27	4	2	50	1
1412139	25	33	4	2	50	1
1412140	32	42	4	2	50	1
1412141	40	52	4	2	50	2
1412142	50	64	4	3	50	3
1412143	63	80	5	3	50	6

INSTALLATION GUIDE



Installation Instructions



Step 1

- Clean pipe end
- Remove blurs
- Mark insertion depth using the guide on fitting
- Size 40mm and above - chamfering the pipe with a Plasson chamfer tool and using silicone based lubricant will ease insertion.

Step 2

- Insert pipe past O-ring until it meets the internal stop

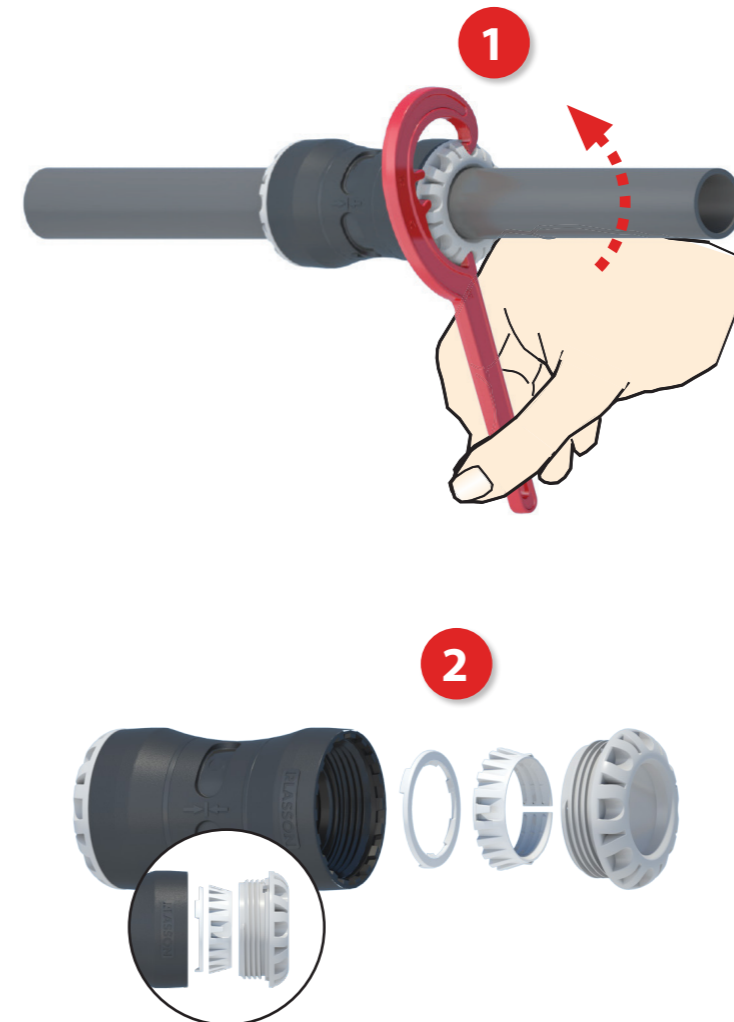
Step 3

- Check witness mark to ensure pipe inserted correctly

Tips for Using Series 1 Fittings

- Make sure there aren't any burrs or rough edges on the pipe ends as this can damage the O-ring and compromise the seal quality.
- Ensure you select the right Series One fitting for your intended use.

Disassembly



Tips

- PLASSON make a special wrench for uninstalling Series One fittings. It is a good idea to have this tool in your kit even if you are planning a permanent repair.

SERIES ONE: PLASSON INNOVATION MAKES THE JOB EASIER

PLASSON already enjoys a reputation as a world-leading manufacturer of reliable fittings for polyethylene pipe systems. With Series One, we are taking our commitment to innovative design and engineering one step further.

The Series One range offers dedicated solutions for connecting PE pipe to various other pipe materials, such as Copper, Polybutylene and PEX.

Series One fittings have a 16 bar pressure rating. Simply insert the pipe into the fitting up to the internal stop for a secure seal and grip on the pipe.

The compact and attractive design means Series One is the only one for design and space-conscious plumbing applications.

Installation requires no special tools and with three simple steps, both professional and DIY installers can enjoy the benefits of a reliable PLASSON connection.

The combination of PLASSON compression fitting and innovative Series One range offers all markets reliable options for PE pipe connections and connections to other pipe materials.

HERE ARE JUST SOME SERIES ONE INNOVATIONS:

- **Instant seal and water-tight joint**
No nuts to tighten
- **Assembly tools not required**
Simple three step installation
- **Clean and compact**
Ideal for confined spaces or where looks count
- **Full end load performance**
No need to restrain joints
- **Transition from PE to internal plumbing systems**
Copper, PB and PEX - in one fitting
- **50 year design life**
Provides total reliability
- **Tamper resistant design**
Ensures system integrity
- **Compact design**
reduces stock shelf space



CONNECTING AUSTRALIA FOR OVER 45 YEARS

When the job calls for flexible fittings that can withstand a range of conditions, pressures and aggressive fluids, connect with PLASSON.

PLASSON metric compression fittings have an innovative O-ring design that delivers a water-tight seal the instant the fitting goes on the pipe.

All PLASSON fittings are engineered to deliver leak-free, long-lasting connections. Made from high-quality materials and designed to handle hot and cold climates, PLASSON metric compression fittings are ideal for residential and commercial plumbing as well as civil and industrial pipelines.

SmartFuse - the smart electrofusion fittings

PLASSON has a reputation for manufacturing innovative electrofusion fittings including couplers, saddles, tees, reducing tees, elbows, adjustable elbows and transitional fittings.

SmartFuse fittings have resistors that feed the correct weld parameters into the PLASSON EF Control Box as soon as the fitting is connected. No manual entry and no scanning means it's faster to perform each and every weld plus the potential for costly input errors are eliminated.

SmartFuse System - more control, better data

Using the SmartFuse App with a PLASSON EF Control Box, installers are not only guided through the weld, but the app also captures images of each step. These records are stored along with details of the fitting installed, GPS location, installer ID, weld data and weather information.

This data can be saved on USB, which is handy in remote areas with limited internet access, or automatically uploaded to the cloud, delivering detailed real-time data to managers and asset owners.





PLASSON

SERIES **+** ONE

